

## Hambleton District (Area 2)

### Hambleton district in brief

- ◆ Nine people, all of whom were adults, were **killed** on Hambleton's roads during 2015 compared to seven adults, in 2014. The 9 fatalities were 5 car occupants, 1 in the other vehicle type, and 3 PTW riders.
- ◆ The number of people **killed or seriously injured (KSI)** was 67 in 2014 and increased to 83 in 2015. In terms of road user groups, the number of KSI casualties has increased among car occupants (+14), pedestrian (+4), P2W (+2), goods vehicles (+2) and other vehicle type casualties (+2). The number decreased amongst pedal cyclists (-8). None of these changes are significant in statistical terms.
- ◆ The total number of **casualties** in road collisions reported to the police in 2015 was 396, identical to 2014 (396). Though the total didn't change overall there were increases in the number of pedestrians (+11), P2W (+3) and other vehicle types (+6) and decreases in the number of car occupant's (-16), the number of pedal cyclists (-3) and goods vehicle casualties (-1).
- ◆ 7 **children** were seriously injured in 2015, which is higher than 2014 and 2013 as no children had been seriously injured in those years, but is not a statistically significant increase from the baseline average of 2. The children injured were 4 car occupants, 2 pedal cyclists and a pedestrian.
- ◆ The number of **cyclist** casualties has decreased by 10% from 30 in 2014 to 27 in 2015, seven of the pedal cyclist casualties in 2015 were children.
- ◆ **Pedestrian** casualties increased by 92% from 12 in 2014 to 23 in 2015. This increase was seen in the seriously and slightly injured pedestrian casualties, though the increase is not statistically significant.
- ◆ The number of **powered two wheeler (PTW)** casualties has increased by 9% from 32 in 2014 to 35 in 2015.
- ◆ A total of 252 **road collisions** that resulted in someone being injured were reported to the police in 2015, 2% more than in 2014 (246). This works out at an average of 21 collisions per month or 5 per week in Hambleton.

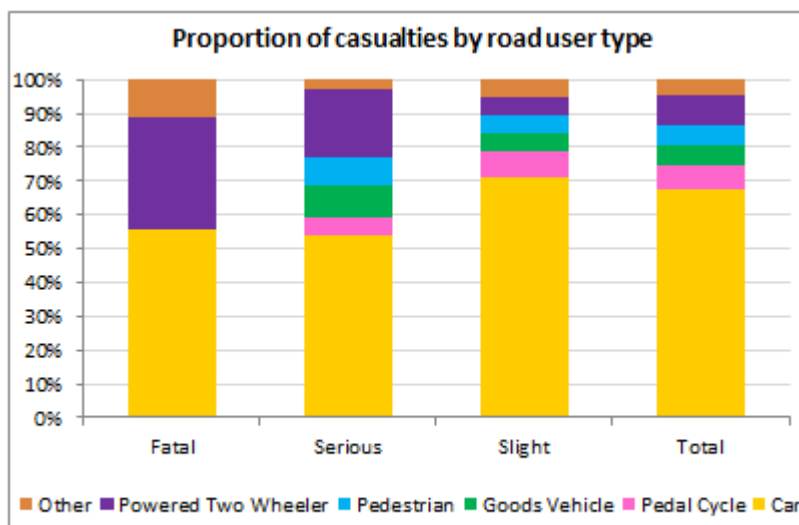


Figure 10 - Proportion of all casualties by road user type in 2015 - Hambleton  
Source - Road Safety & Travel Awareness, North Yorkshire County Council

## All Casualties - Hambleton

The number of road casualties reported to the Police in Hambleton has stayed the same in 2015 at 396 after reaching its lowest numbers since records began in 2013 (333). A regular overall downward wave pattern (up one year and down the next) has developed between 2006 and 2014 despite the total number of casualties in 2015 and this may suggest that 2016 will be better than 2014.

Though the number of casualties were the same in 2015 as 2014; increases were seen in the number of pedestrians (+11), other vehicle types (+6) and powered two wheelers (+3). Reductions were seen in the number of car occupant's (-16), the number of pedal cyclists (-3) and the number of goods vehicles (-1).

The number of casualties on Highways England roads within the district fell by 7% in 2015, from 91 to 85.

The district saw an overall increase in road casualties of 5% from the baseline, which is different from the 1% reduction in the number of casualties recorded in North Yorkshire overall.

### Facts about all casualties in 2015

- ◆ There were 252 collisions leading to casualties in 2015, up 6; resulting in the same number of casualties as in 2015.
- ◆ Car occupants make up the largest proportion of road casualties (68%); followed by pedal cyclists (7%), powered two wheelers (9%); goods vehicles and pedestrians (6% each) and other vehicle types are 5% of the total.
- ◆ The number of casualties recorded in 2015, is 5% above the 2010-14 district average.
- ◆ The number of children injured (36) which represent 9% of all casualties in 2015; is a higher proportion than the 8% in 2014.
- ◆ Cyclist casualties increased to 27 in 2015 which is now 19% above the 2010-14 average (23).
- ◆ There was an average of 21 collisions per month or 5 per week in which someone was hurt.

Hambleton	Baseline (Avg 10-14)	2012	2013	2014	2015	2015 vs baseline	Statistically significant change
Fatal	7	9	5	7	9	32.4%	---
Serious	70	93	57	60	74	5.4%	---
Slight	300	306	271	329	313	4.3%	---
Total	377	408	333	396	396	5.0%	---
KSI	77	102	62	67	83	7.8%	---
Child KSI	2	6	0	0	7	218.2%	---
Young Person KSI	15	22	16	10	15	2.7%	---
Adult Person KSI	31	36	25	27	33	5.1%	---
Older Person KSI	23	29	19	26	16	-31.0%	---
Elderly Person KSI	6	9	2	4	12	114.3%	---
Pedestrian KSI	5	9	4	2	6	25.0%	---
Cyclist KSI	9	16	7	12	4	-56.5%	---
PTW KSI	15	11	15	16	18	18.4%	---
All Child Casualties	23	28	18	33	36	53.8%	---
All Cyclist Casualties	23	34	19	30	27	19.5%	---

**Table 14 - Reported road traffic casualties and severity since 2012 - Hambleton**  
 Source - Road Safety & Travel Awareness, North Yorkshire County Council

## Killed or Seriously Injured (KSI) Casualties - Hambleton

In 2015, with a total 83 KSI casualties, Hambleton has recorded a total that is 8% above the 2010-14 average (77).

The year saw a decrease to the number of pedal cyclist KSI casualties which has fallen by 67% over the previous year. Pedal cyclist KSIs were down by 8 from 12 in 2014.

The number of KSI (7) amongst children (0-15 years old) has increased from 0 in 2014.

The increase in KSI in 2015 against 2014 is disappointing; however, as shown in the graph below, KSI figures have followed a reducing trend since 2008, with the exception of 2012 and 2015.

### Facts about KSI casualties in 2015

- ◆ The number of people killed or seriously injured increased by 24% to 83 in 2015.
- ◆ The three most vulnerable road user groups (Pedestrian, Cyclist and PTW riders) between them account for 34% of all KSI casualties.
- ◆ The increase in KSI casualties in 2015 is mainly associated with an increase in car occupants (+14), and pedestrian casualties (+4), but increases were seen in all categories except pedal cyclists.
- ◆ The two other vehicle type KSI casualties recorded in 2015 were a tele-handler driver and a horse rider.

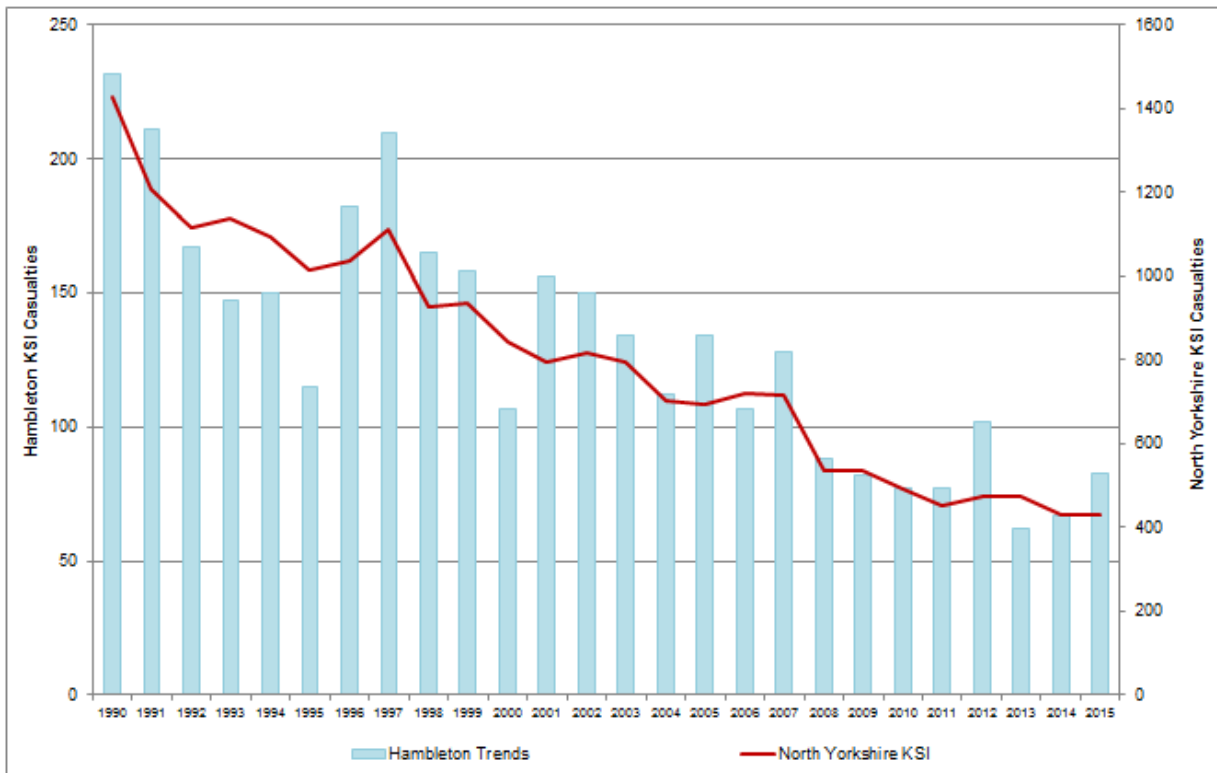


Figure 11 - Reported road traffic KSI casualty trends since 1990 - Hambleton  
Source - Road Safety & Travel Awareness, North Yorkshire County Council

## Child Casualties – Hambleton

In 2015 there were 36 children injured within the Hambleton district, this is the highest number since 2008 but is not a statistically significant change beyond normal fluctuations compared to the 2010-14 baseline average of 23.

The total number of child KSI casualties (7) recorded in 2015 is 7 above the previous year. There is no common cause between the serious collisions in 2015, the only similarity could be in that parent, children or others were not looking carefully and may have been in too much of a hurry.

This year's overall child casualty numbers show an increase of 54% against the 2010-14 baseline average, with a 9% increase since the previous year i.e. from 33 to 36.

### Facts about child casualties in 2015

- ◆ 23 of the 36 children injured were secondary school age, 10 was primary age and 3 were pre-school age.
- ◆ In the collisions involving a child the most used causation factor is “driver failed to look properly”. Second most common is driver careless / reckless or in a hurry.
- ◆ In the six collisions involving child pedestrian casualties, all 6 were pedestrian at fault, 5 of which were child pedestrian’s crossing the road in a hurry and 1 was a child pedestrian crossing the road around a bus.
- ◆ The majority of collisions involving children occurred on a Saturday (6/30) or a Tuesday (6/30), 20 were on a weekday and 6 were on a school journey and 10 were during school holidays.

The increase in child casualties is mainly associated with an increase in child pedal cyclists from 2 to 7, though child pedestrians also increased from 2 to 6. The number of child car occupant casualties reduced from 29 to 23.

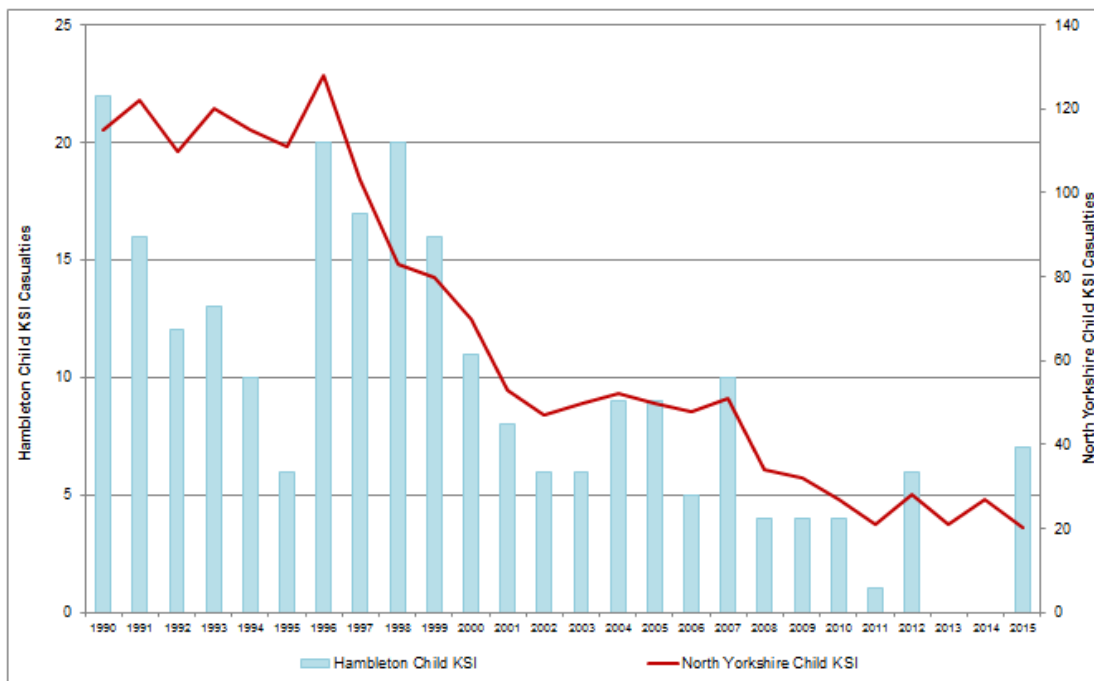


Figure 12 - Reported road traffic KSI child casualty trends since 1990 - Hambleton  
Source - Road Safety & Travel Awareness, North Yorkshire County Council

## Road Safety Education and Community Engagement - Hambleton

### Children - Primary School Education

The Curriculum Resource pack continues to be used in both Primary and Secondary Schools. Approximately 2000 children from 80 schools across Hambleton and Richmondshire attended the Crucial Crew multi-agency safety event where they received advice on wearing seatbelts and appropriate behaviour in the car. Several schools participated in the Junior Road Safety Officer scheme whereby a small team of 9/10 year olds help deliver road safety messages in their schools via competitions, notice boards and assemblies.

The Road Safety Team encouraged schools to participate in various national events including Walk to School Week, Bike Week, National and the UN Road Safety Week.

In October Be Bright Be Seen messages were delivered across Hambleton via schools and radio and poster campaigns.

Pedestrian Safety sessions were delivered to several schools across the district using Spike the Hedgehog to engage with the children.



A new initiative developed by Scania UK was trialled in Thirsk. Organised by the road safety team, a large HGV was driven into Thirsk school car park. Local school children were invited along to walk and cycle around the vehicle and experience time in the cab to better understand road safety from the driver's perspective. The children also received a presentation from Scania's area manager who talked about blind spots and vehicle (wheels) tracking.

**Image 9 – Cycling awareness session hosted with Scania, Thirsk, 2015**

### Children - Secondary School Education

The Drive Alive event that addresses young/potential drivers and passengers risks and responsibilities was delivered to Northallerton College. Throughout the day students receive sessions from North Yorkshire Police, North Yorkshire Fire & Rescue, the Yorkshire Ambulance Service and members of the Road Safety team. The event was opened with a talk from the victim of a hit and run driver and finished with a closing presentation from bereaved parents who lost their teenage son in a car accident.

Separate young driver/passenger presentations were delivered to students at Thirsk and Bedale schools. All year 7 pupils at Northallerton School received a presentation on In-car safety. The annual road safety discussion morning was held with a group of disaffected youngsters from Stokesley School, the focus being pedestrian safety and passenger power. The Road Safety Officer attended Stokesley Schools safety "focus day" and presented to the students on in-car safety.



## Young People

The Enhanced Pass Plus programme continues to be promoted to young, novice drivers in the district. Specially trained driving instructors have been recruited, who have learned additional coaching skills from the Road Safety Team. The Enhanced Pass Plus programme includes a number of practical driving lessons to experience motorways, city driving and other more advanced challenges whilst accompanied by an experienced driving instructor.

The Road Safety Officer then leads a further (compulsory) workshop session in which new drivers analyse crashes, explore attitudes, perceptions and risky behaviours in themselves, their passengers and peer groups and learn how to recognise and deal with potentially risky situations. This initiative is supported by Public Health and Police & Crime Commissioner funding and partly by the young drivers themselves. Three evening workshops were held during the at which 15 young drivers attended from across Hambleton and Richmondshire. To help promote the initiative 35 new ADI's have been trained.



Image 10 – The driving simulator at Alanbrooke Barracks, Topcliffe

## Working with Driving Instructors

We have trained an additional 7 driving instructors who are now registered with us to provide the Enhanced Pass Plus training course to newly qualified drivers and Older Driver Refresher Drives for those who want to keep themselves up to date and confident in their driving.

## Motorcyclists

We continue to work with motorcyclists to reduce casualties and address local concerns. Face to face engagement at popular motorcyclist destinations across Hambleton and Richmondshire such as Penny Garth Café in Hawes, Manor Café at Bellerby and Helmsley Market Place for bikers using the B1257 have proved successful means of disseminating campaign messages directly to motorcyclists.

We provide advice on safer responsible riding and promote post-test Rider Development Courses. In particular we distribute information packs including our “Bikers Guide to North Yorkshire” booklet that recommends appropriate safer riding techniques and behaviour to reduce risk of injury.

We continue to use online videos highlighting the hazards along two of the local high risk routes (the B1222 and B1257). Along with advice on the [www.roadwise.gov.uk](http://www.roadwise.gov.uk) website, the “NYrides” videos use social media such as YouTube and FaceBook, to raise awareness of hazards and consequences of risky behaviour.

We liaise with North Yorkshire Police Traffic Officers to maximise their enforcement activities and to promote Bikesafe, the police led rider assessment programme.

We have promoted the “Think Bike” and “Turning (check your mirrors)” campaigns with billboards, banners and promotional car stickers.

The Biker Down initiative was trialled across the County including courses at Northallerton and Richmond Fire Stations. Each session is 3 hours and covers scene management, first aid and conspicuity. Feedback from all attendees was very positive and more courses will be held this coming winter/spring.

### Cyclists

Some 600 Year 5 and 6 primary school pupils benefitted from participation in the Bikeability cycle training programme over the last year. Cycling awareness sessions have been held for children too young to attend Bikeability training. Bikeability sessions have been trialled at Mowbray special school and it is hoped that a group of the more able students will do the full two day course later in the summer, from which a course may be developed for use by special schools elsewhere in the County. There are clear developmental and health benefits for students as well as the obvious safety training.

Information and advice to promote and encourage cycling for commuting and leisure has been provided at summer events in the district. A number of Tour de Yorkshire events have been organised involving cycle skills and road awareness sessions for families. The road safety team hosted a stall when the Tour De Yorkshire came through Northallerton.



Image 11 – A cycling event at Mowbray School

### Older People

Six older driver presentations were delivered in Bedale, Stokesley (2) Easingwold, Thirsk and Northallerton. The talks focussed on keeping drivers up to date on changes to the Highway Code, traffic law, driving styles and road layouts. The Road Safety Team have organised a number of “refresher drives” to drivers over 50 to provide them with driving tips, techniques and advice. These have been attended by 89 drivers across Hambleton and Richmondshire.

### Driving at Work

A number of initiatives have been held across Hambleton and Richmondshire including Safe Driving for Work presentations (5 at Broadacres Housing Association), training for vehicle safety checks, trailer, minibus and HGV training, practical driver training and driving risk management training.

### Community Engagement/Local partnership working.

The Road Safety Officer contributed to a number of events and initiatives with the MOD. RAF Leeming held its annual Road Safety week which consisted of driving assessments, presentations and banners and poster displays throughout the base. Similar events were held at RAF Linton on Ouse and Alanbrooke Barracks, Topcliffe. Road Safety evenings were held with Cubs and Brownie packs across the area.

Winter driving and winter and summer drink drive campaigns were held across all the market towns. Drivers were given information on winter driving techniques, basic car maintenance and the effects of alcohol while driving and how to manage their alcohol intake.

The Road Safety Officer hosted an area at the North Yorkshire Show and was accompanied by NY Police, NYF&RS and Yorkshire Ambulance Service.

A number of other public engagement events were held involving these partners with the addition of the IAM. In particular the Road Safety officer worked closely with NYF&RS during the Fire Service National Road Safety week where events were held each day of the week.

The Road Safety Officer delivered a series of radio messages together on the importance of appropriate speed, avoiding distractions and correct seatbelt use.

Anti-drink/drive talks were given to offenders by the Probation service with information and resources provided by the Road Safety Officer.

Training on a new intervention called the Honest Truth was delivered to 26 ADI's from across the County. This is an initiative that is designed to encourage young drivers to make small changes in their driving habits that will prevent them being involved in a road traffic incident.

A driving simulator was brought into County Hall and members of the Road Safety Team engaged with County Hall staff to test their reaction times and hazard perception skills while promoting safer driving techniques.



Image 12 - Road Safety Officer at the Tour De Yorkshire, Northallerton 2016

### Speed Management

There have been 51 speed management requests in the Hambleton District, of which 25 surveys were carried out which resulted in 5 police enforcements and 3 matrix deployments. 20 resulted in no further action and 23 are still in process.

### Cluster sites

There are 170 cluster sites identified in North Yorkshire compared with a total of 154 the previous year. Of these 170 sites, 15 are located within Hambleton and details of these are contained on the next page. Of these, 6 are urban (40 mph or lower speed roads) and 9 are rural (over 40 mph limit roads). Of all Hambleton collisions 2013-2015, 9% occurred at cluster sites; 10% of all collisions in Hambleton in 2015 occurred at cluster sites.

The collision prevention schemes identified, designed and delivered in 2016/17 to address cluster site collisions are-

- ◆ A684 Warlaby Crossroads – sign improvement scheme to be undertaken 2016/17
- ◆ Well crossroads – cutting back of vegetation to provide clear visibility splays
- ◆ A19 Little Bridge, Hutton Sessay – small scale sign improvement
- ◆ A170 Sutton Road/Moor Lane junction, Bagby – sign improvement scheme



## Road Safety Engineering Activities – Hambleton

### Collision cluster site locations

2016/17 NYCC Rank	Location	District	Site Type	Collision Sev. Factor	Cas Sev. Factor	Collisions			Total Collisions 2014-2015	Total Child Cas	Comments
						2013	2014	2015			
1	A170 Sutton Bank - Sutton-Under-Whitestonecliffe	Ham	rural	13	20	4	3	3	10	6	Signing review of gradient undertaken in 2014/15 and small scale sign improvement scheme installed as part of annual highway maintenance works. No further traffic engineering recommendations; will continue to monitor site. Annual maintenance works to be undertaken in 2016.
23	A170 Sutton Rd / Moor Lane jct - Bagby	Ham	rural	8	13	2	1	3	6	1	Sign improvement scheme being designed for delivery in 2016/17.
37	A19 Jct W/ A172 Stokesley Rd nr Tontine	Ham	rural	7	9	2	2	0	4	0	Highways England site.
47	A19 at Thornborough House, Slip roads to South Kilvington	Ham	rural	7	7	2	0	2	4	0	Highways England site.
61	A168/ B1448 Northallerton Rd, Jct - South Kilvington	Ham	rural	6	9	2	2	0	4	0	Scheme implemented September 2013, involving alterations to the road markings and installation of a splitter island, two collisions occurred since installed - continue to monitor for effectiveness
79	A684 Warlaby Crossrd, Northallerton	Ham	rural	5	9	1	1	2	4	0	Sign improvement scheme being designed for delivery in 2016/17.
86	A61 Market Pl/B1448 Kirkgate, Jct - Thirsk	Ham	urban	5	7	2	2	1	5	1	No clear collision pattern, continue to monitor, no further action.
89	A19 / Overton Rd Jct - South Of Shipton	Ham	rural	5	7	2	2	0	4	0	Engineering investigation on-going.
90	A167 Boroughbridge Lane outside County Hall - Northallerton	Ham	urban	5	7	1	2	2	5	0	Engineering investigation found no recommendations, continue to monitor, no further action.
102	A167 South rd/Racecourse Ln/A167 Boroughbridge Rd, Rndbt - Northallerton	Ham	urban	5	6	1	0	3	4	0	Engineering investigation on going.
106	A168 Thirsk Rd/mill Hill Ln/ Racecourse Ln, Jncts - Northallerton	Ham	urban	5	6	1	0	3	4	0	Engineering investigation found no pattern to the collisions, continue to monitor, no further action.
127	A167 Darlington Rd / Yafforth Rd, Area - Northallerton	Ham	urban	4	9	1	2	1	4	0	Engineering investigation found no pattern to the collisions, continue to monitor, no further action.
130	B6267 crossroads south of Well	Ham	rural	4	7	1	2	1	4	0	Engineering investigation on going looking at visibility improvements, as well as signing and lining.

## Reported Road Casualties in North Yorkshire: Annual Report 2015

2016/17 NYCC Rank	Location	District	Site Type	Collision Sev. Factor	Cas Sev. Factor	Collisions			Total Collisions 2014-2015	Total Child Cas	Comments
132	A19 Little Bridge junction, Hutton Sessay	Ham	rural	4	7	0	3	1	4	0	Engineering on-going, proposals being discussed over sign and line improvements.
140	High Street/Friarage St/A684 Brompton Rd, Rndbt - Northallerton	Ham	urban	4	5	2	2	0	4	1	Development in close vicinity, which involve alterations to the Friarage Street arm of the roundabout. Continue to monitor, no further action at this time.